


Long a

Silent e

- Read and Match
- Trace, write, match
- Build, write, color
- Pick, glue, write
- Book it!

©2013 Tunstall's Teaching Tidbits

highlighters



LONG A

Silent e

I can read and
match long a
words. {cvce}

•Read and Match

Students read the word on each card and place
a matching picture in the box.




cane




tape






grape




cake







mane



pane







cape



flake







rake




snake







bake




lake





blade



grade



Long a

silent e

I can trace, write,
and match words
with long a. {cvce}

- Trace, write, match

Using skinny markers, students trace each word, write the word, and then cut and glue the matching picture in the box.

Trace

Write

Match

name

cone

Blank writing box with a decorative scalloped border.

bake

Blank writing box with a decorative scalloped border.

flake

Blank writing box with a decorative scalloped border.

cake

Blank writing box with a decorative scalloped border.

mane

Blank writing box with a decorative scalloped border.

blade

Blank writing box with a decorative scalloped border.

Blank box for matching.

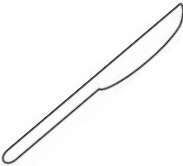
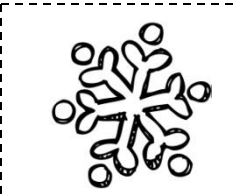
Blank box for matching.

Blank box for matching.

Blank box for matching.

Blank box for matching.

Blank box for matching.



Trace

Write

Match

name

cape

Blank writing box for the word 'cape'.

grade

Blank writing box for the word 'grade'.

lake

Blank writing box for the word 'lake'.

snake

Blank writing box for the word 'snake'.

rake

Blank writing box for the word 'rake'.

grape

Blank writing box for the word 'grape'.

Blank box for matching.



Blank box for matching.

Blank box for matching.

Blank box for matching.

Blank box for matching.

Blank box for matching.



long a
silent e

I can build, color,
and write long a
words. {cvce}

- Build, write, color

Using letter tiles or magnetic letters, students build a word,
color it, and write it..

name _____

Build

--	--	--	--

--	--	--	--

--	--	--	--

--	--	--	--

--	--	--	--

Color

make

same

take

gave

save

Write

name _____

Build

--	--	--	--

--	--	--	--

--	--	--	--

--	--	--	--

--	--	--	--

Color

fake

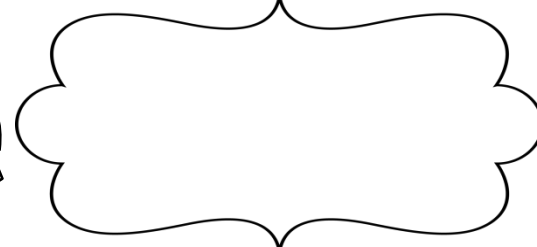
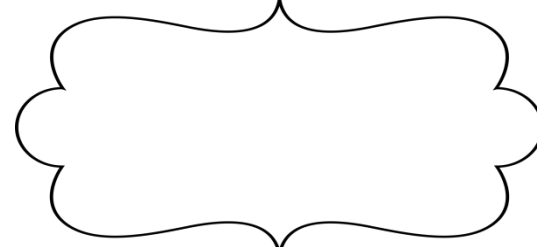
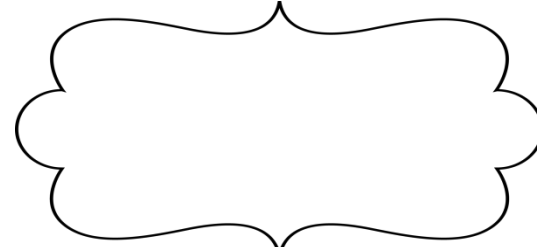
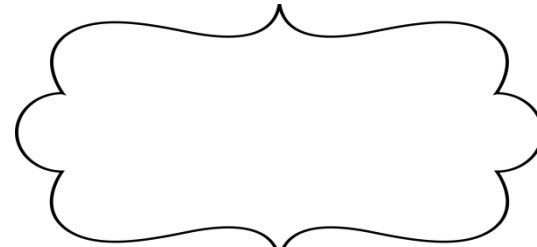

lake

base

tape

fade

Write



long a


silent e

I can write
sentences with long
a words. {cvce}


- Pick, glue, write

Students pick 3 pictures to glue to their writing paper and make a sentence using each word.


• Pick, glue, & write



• Pick, glue, & write




• Pick, glue, & write




Name


● Pick, glue, & write



Two sets of primary writing lines, each consisting of a solid top line, a dashed middle line, and a solid bottom line.




Two sets of primary writing lines, each consisting of a solid top line, a dashed middle line, and a solid bottom line.




Two sets of primary writing lines, each consisting of a solid top line, a dashed middle line, and a solid bottom line.

Name


● Pick, glue, & write



Handwriting practice lines consisting of a solid top line, a dashed middle line, and a solid bottom line.




Handwriting practice lines consisting of a solid top line, a dashed middle line, and a solid bottom line.




Handwriting practice lines consisting of a solid top line, a dashed middle line, and a solid bottom line.

Name


● Pick, glue, & write



Two sets of handwriting lines, each consisting of a solid top line, a dashed middle line, and a solid bottom line, for writing.



Two sets of handwriting lines, each consisting of a solid top line, a dashed middle line, and a solid bottom line, for writing.



Two sets of handwriting lines, each consisting of a solid top line, a dashed middle line, and a solid bottom line, for writing.

•Book it!

Students work through the book showing mastery for reading, writing, and spelling words.

long a

silent e

I can read, write,
and spell long a
words. {cvce}

My Long A Book



Name _____

My Long A Book



Name _____




Dot the correct spelling.
Write it on the line.

snap

sak

snake



Dot the correct spelling.
Write it on the line.

grip

grape

girl



Dot the correct spelling.
Write it on the line.

snap

sak

snake



Dot the correct spelling.
Write it on the line.

grip

grape

girl



Dot the correct spelling.
Write it on the line.

flip

flat

flake



Dot the correct spelling.
Write it on the line.

cake

cape

cane



Dot the correct spelling.
Write it on the line.

flip

flat

flake



Dot the correct spelling.
Write it on the line.

cake

cape

cane



Dot the correct spelling.
Write it on the line.

can

cane

came



Dot the correct spelling.
Write it on the line.

cop

cape

card



Dot the correct spelling.
Write it on the line.

can

cane

came



Dot the correct spelling.
Write it on the line.

cop

cape

card



Dot the correct spelling.
Write it on the line.

mane

man

mat



Dot the correct spelling.
Write it on the line.

rat

ran

rake



Dot the correct spelling.
Write it on the line.

mane

man

mat

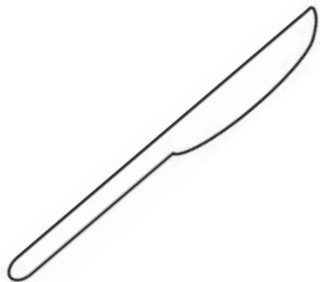


Dot the correct spelling.
Write it on the line.

rat

ran

rake



Dot the correct spelling.
Write it on the line.

bad

blade

back

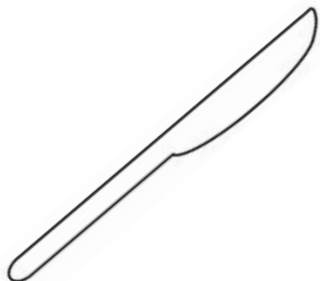


Dot the correct spelling.
Write it on the line.

bake

tap

bat



Dot the correct spelling.
Write it on the line.

bad

blade

back




Dot the correct spelling.
Write it on the line.

bake

tap

bat



Dot the correct spelling.
Write it on the line.

grap

grade

tack



Dot the correct spelling.
Write it on the line.

lake

lap

lab



Dot the correct spelling.
Write it on the line.

grap

grade

tack



Dot the correct spelling.
Write it on the line.

lake

lap

lab